

HIV/AIDS among Hispanics/Latinos in the United States

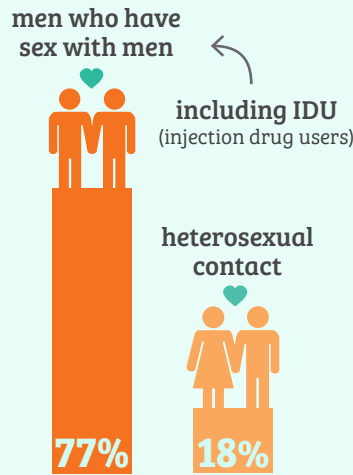
TO DEFEAT HIV
YOU'RE A SUPERHERO.
USE YOUR SUPERPOWERS.

9,798 HIV DIAGNOSES

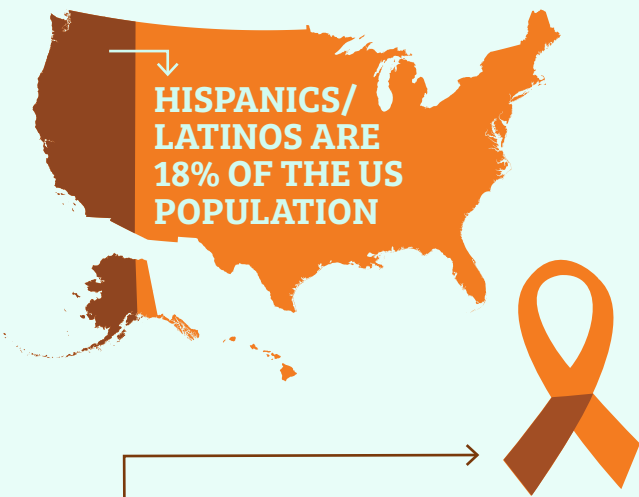
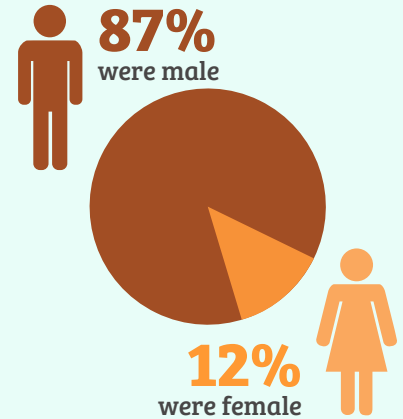
that's how many **Hispanics/Latinos** tested positive for HIV in the US and 6 dependant areas in 2015



HIV TRANSMISSION CATEGORIES



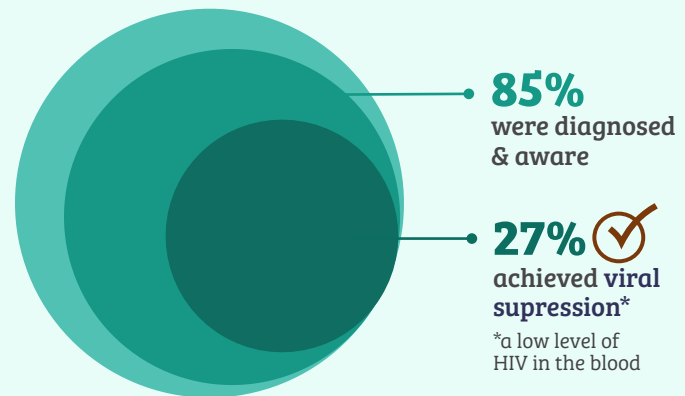
OF THE NUMBER OF HIV CASES FOR HISPANICS/LATINOS IN 2015



HISPANICS/LATINOS ACCOUNTED FOR **24%** OF HIV INFECTIONS IN 2015

MANY ARE NOT RECEIVING MEDICAL CARE

of roughly **215,721** Hispanic/Latinos living with HIV in the US at the end of 2014



FACTORS THAT LIMIT HEALTH CARE ACCESS FOR HISPANICS/LATINOS

- lack of health insurance
- language barriers
- stigma
- poverty
- lack of familiarity with the US health care system

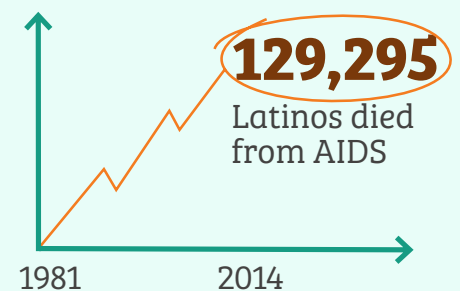


HISPANICS/LATINOS TEND TO HAVE A DELAYED HIV DIAGNOSIS

waiting to seek care increases the risk of developing AIDS



SINCE THE BEGINNING OF THE EPIDEMIC



HIV/AIDS AMONG HISPANICS/LATINOS IN THE UNITED STATES



Hispanic/Latinos in the United States (US) are disproportionately impacted by HIV/AIDS. They represent 18% of the US population yet accounted for almost 1 in 4 (24%) infections among adults and adolescents in 2015.¹ Factors such as lack of health insurance, language barriers, lack of familiarity with the US healthcare system and stigma often limit the health care access of Hispanics/Latinos in the US, thereby limiting opportunities for HIV/AIDS screening and treatment.²⁻³ Given that Hispanics/Latinos are the largest and fastest growing minority group in the US, addressing HIV/AIDS in their community is important to the nation's health.⁴⁻⁵

THE FACTS

HIV

- At the end of 2014, about 215,721 Hispanic/Latinos of any race and background were living with diagnosed HIV infection in the US and 6 dependent territories including Puerto Rico.¹
- In 2015 there were 9,798 cases of HIV diagnosed among Hispanics/Latinos in the US and 6 dependent areas, including PR.¹
- Among adult and adolescent Hispanics/Latinos diagnosed with HIV in 2015 approximately 88% (n=8,563) were male, and 12% (n=1,223) were female.¹
- Diagnosed HIV cases among Hispanics/Latinos in the US by place of birth are predominantly from the US (37%; n=3,575), then Mexico (13%; n=1,265), Puerto Rico (8%; n=743), Central America (6%; n=618), South America (6%; n=614) and Cuba (5%; n=509).¹
- The leading transmission category for HIV diagnosis among adult and adolescent Hispanics/Latinos in 2015 in the US and 6 territories was male-to-male sexual contact, accounting for 74% (n=7,271) and an additional 3% (n=276) attributed to MSM and IDU exposure.¹

- The second highest transmission category was attributed to heterosexual contact among adult and adolescent Hispanic/Latino males and females (17.5%; 1,715).¹
- Many Hispanics/Latinos diagnosed with HIV are not receiving needed care. Of the estimated 263,900 Hispanic/Latino adults and adolescents living with HIV infection in the US and Puerto Rico, at the end of 2013
 - » 85% had been diagnosed
 - » Of the diagnosed ones 54% had achieved “viral suppression” – a very low level of HIV in the blood that can help a person stay healthy, live longer and reduce the chance of passing HIV on to others.⁶

AIDS

- Since the beginning of the epidemic, approximately 129,295 Latinos died from AIDS. By the end of 2014 there were 123,897 Hispanic/Latinos living with diagnosed AIDS.¹
- In 2015 there were 4,095 cases of AIDS diagnosed among Hispanics/Latinos in the US and 6 dependent territories, contributing to an estimated 257,515 cumulative AIDS cases diagnosed since the beginning of the epidemic.¹
- Hispanics/Latinos are at significantly greater risk for delayed diagnosis of HIV and AIDS than non-Hispanic whites, with Hispanic/Latino males and foreign-born Hispanic/Latinos at the greatest risk.³
- A study done in 2006 found that late or delayed diagnosis of HIV infection is epidemiologically significant and likely to be a major contributor to the ongoing domestic epidemic.⁷

1. [1] Center for Disease Control (2015). HIV Surveillance Report, Volume 27. Diagnoses of HIV Infection in the United States and Dependent Areas, 2015. Retrieved from <https://www.cdc.gov/hiv/pdf/library/reports/surveillance/cdc-hiv-surveillance-report-2015-vol-27.pdf>

2. [2] Latino Commission on AIDS (2008). Shaping the New Response. HIV/AIDS & Latinos in the Deep South. Retrieved from <http://www.latinoaids.org/downloads/deepsouthreport.pdf>

3. [3] Chen, N.E., Gallant, J.E. & Page, R.R. (2012) A systematic review of HIV/AIDS survival and delayed diagnosis among Hispanics in the United States. *Journal of Immigrant and Minority Health*, 14(1), 65-81.

4. [4] United States Census Bureau (2015, June 8). USA Quick Facts. Retrieved from: <http://quickfacts.census.gov/qfd/states/00000.html>

5. [5] Center for Disease Control and Prevention (2015, may 5). Minority Health: Hispanic or Latino Populations. Retrieved from <http://www.cdc.gov/minorityhealth/populations/REMP/hispanic>.

6. [6] Center for Disease Control (2017, February). CDC Fact Sheet – HIV among Latinos. Retrieved from: <https://www.cdc.gov/nchhstp/newsroom/docs/factsheets/cdc-hiv-latinos-508.pdf>

7. [7] Marks, G., Crepaz, M. & Janssen, R.S. Estimating sexual transmission of HIV from persons aware and unaware that they are infected with the virus in the USA. *Aids*, 20(10), 1447-1450.